



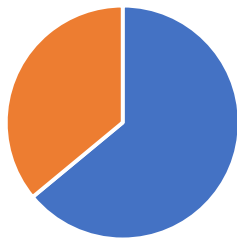
Pupil Premium Strategic Review

Academic Year 19-20

This data only included those children who have been PP eligible for the majority of the year. Those who became PP eligible in the late Summer term, will be included in next year's data review.

Whole School Data 14 children:

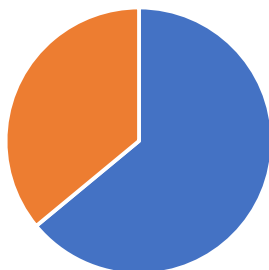
Whole School Reading



- PP at making at least good progress+
- PP not making good progress

36% of PP children achieved ARE in Reading.

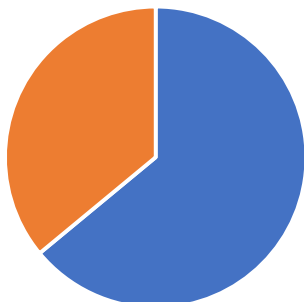
Whole School Writing



- PP at making at least good progress+
- PP not making good progress

29% of PP children achieved ARE in Writing.

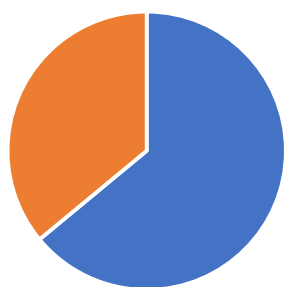
Whole School Maths



- PP at making at least good progress+
- PP not making good progress

43% of PP children achieved ARE in Maths.

Whole School Reading, Writing and Maths Combined



- PP at making at least good progress+
- PP not making good progress

21% of PP children achieved ARE in Reading, Writing and Maths.

Cohort Specific Data

EYFS: (0 children eligible for PP)

Subject	% PP Chn at ARE+
Reading	
Writing	
Maths	
RWM Combined	

Year 1: (4 children eligible for PP-1SEMH 3Mainstream)

Subject	% PP Chn at ARE+
Reading	0% SEMH 66% Mainstream
Writing	0% SEMH 33% Mainstream
Maths	0% SEMH 33% Mainstream
RWM Combined	0% SEMH 33% Mainstream

Year 2: (6 children eligible for PP 1SEMH 3 mainstream)

Subject	% PP Chn at ARE+
Reading	0% SEMH 33% Mainstream
Writing	0% SEMH 33% Mainstream
Maths	0% SEMH 33% Mainstream
RWM Combined	0% SEMH 33% Mainstream

Year 3 (1 child eligible for PP)

Subject	% PP Chn at ARE+
Reading	0%

Writing	100%
Maths	100%
RWM Combined	0%

Year 4: (1 child eligible for PP)

Subject	% PP Chn at ARE+
Reading	0%
Writing	0%
Maths	0%
RWM Combined	0%

Year 5: (2 children eligible for PP)

Subject	% PP Chn at ARE+
Reading	50%
Writing	50%
Maths	50%
RWM Combined	50%

Year 6 (2 children eligible for PP)

Subject	% PP Chn at ARE+
Reading	50%
Writing	50%
Maths	50%
RWM Combined	50%

Progress Data:

Progress data is measured against NPP children at the same starting point as PP children.

Whole School Data

14 children:

Reading Progress



93% of PP children achieved expected progress in Reading.

Writing Progress



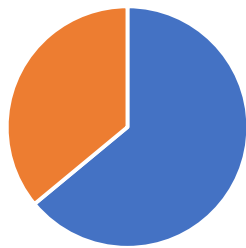
64% of PP children achieved expected progress in Writing.

Maths Progress



71% of PP children achieved expected progress in Maths.

Reading, Writing and Maths Progress



- PP at making at least good progress+
- PP not making good progress

64% of PP children achieved expected progress in Reading, Writing and Maths.

Cohort Specific Data

EYFS: (0 children eligible for PP)

Subject	% PP Chn achieving expected progress
Reading	
Writing	
Maths	
RWM Combined	

Year 1: (4 children eligible for PP-1SEMH 3Mainstream)

Subject	% PP Chn achieving expected progress
Reading	100% SEMH 100% Mainstream
Writing	100% SEMH 66% Mainstream
Maths	0% SEMH 66% Mainstream
RWM Combined	0% SEMH 66% Mainstream

Year 2: (6 children eligible for PP 1SEMH 3 mainstream)

Subject	% PP Chn achieving expected progress
Reading	0% SEMH 66% Mainstream
Writing	0% SEMH 33% Mainstream
Maths	0% SEMH 66% Mainstream
RWM Combined	0% SEMH 66% Mainstream

Year 3 (1 child eligible for PP)

Subject	% PP Chn achieving expected progress
Reading	100%
Writing	0%
Maths	100%
RWM Combined	0%

Year 4: (1 child eligible for PP)

Subject	% PP Chn achieving expected progress
Reading	100%
Writing	100%
Maths	100%
RWM Combined	100%

Year 5: (2 children eligible for PP)

Subject	% PP Chn achieving expected progress
Reading	100%
Writing	100%
Maths	100%
RWM Combined	100%

Year 6 (2 children eligible for PP)

Subject	% PP Chn achieving expected progress
Reading	100%
Writing	100%
Maths	100%
RWM Combined	100%

Barriers for the year 19.20 which have hindered progress and attainment:

- School closures:

The following table demonstrates the engagement of PP children throughout main school closures.

pink = barely engaged or not engaged

yellow = some engagement

white = did most of it

green = did all activities

EYFS	Child attended school?	Child's engagement in Home Learning:
Year 1	Child attended school?	Child's engagement in Home Learning:
	Place offered- did not attend	
	Not Eligible	
	Place offered- attended .../...	
	Attended each day	
Year 2	Child attended school?	Child's engagement in Home Learning:
	Place offered- attended 5 days attended	
	Not Eligible	
	Place offered- attended 2 days attended	
	Place offered- did not attend	
Year 3	Child attended school?	Child's engagement in Home Learning:
	Not Eligible	
Year 4	Child attended school?	Child's engagement in Home Learning:
	Place offered- did not attend	
Year 5	Child attended school?	Child's engagement in Home Learning:
	Not Eligible	
	Not Eligible	
Year 6	Child attended school?	Child's engagement in Home Learning:
	Place offered- did not attend	
	Not eligible	

- SEND:

The following table demonstrates which of those children eligible for Pupil Premium are also on the SEND register.

Year	Child	SEND	Achieved ARE+ Reading	Achieved ARE+ Writing	Achieved ARE+ Maths
1		No	Yes	Yes	Yes
		Yes- EHC	No	No	No
		No	No	No	No
		No	No	No	No
2		No	No	No	No
		No	Yes	Yes	Yes
		Yes- EHC	No	No	No
		No	Yes	Yes	Yes
3		No	No	Yes	No
4		Yes- EHC	No	No	No
5		No	Yes	Yes	Yes
		Yes	No	No	No
6		Yes- behaviour	Yes	Yes	Yes
		Yes- SpLD	No	No	No

This shows that 43% of PP eligible children are also on the SEND register.

- Attendance pre school closures:

Year	Child	Attendance	Achieved ARE+ Reading	Achieved ARE+ Writing	Achieved ARE+ Maths
1		98.36%	Yes	Yes	Yes
		97.95%	No	No	No
		99.18%	No	No	No
		94.26%	No	No	No
2		88.46%	No	No	No
		87.7%	Yes	Yes	Yes
		40.68%	No	No	No
		90.34%	Yes	Yes	Yes
3		95.9%	No	Yes	No
4		88.24%	No	No	No
5		98.36%	Yes	Yes	Yes
		90.57%	No	No	No
6		98.36%	Yes	Yes	Yes
		96.31%	No	No	No